

Project Title: **Fall 2021 Evaluations**

Courses Audience: **32**  
Responses Received: **11**  
Response Ratio: **34.38%**

Subject Details


Name	LEGALST 103 DIS 101 THEOR OF LAW &
DEPT_NAME	LEGALST
DEPT_FORM	LEGALST
EVALUATION_TYPE	G
First Name	Haley
Last Name	Anderson

FOR YOUR INFORMATION: Please note that "Department Mean" for each rating question is calculated using all sections in your department. This may include both Faculty and GSIs depending on whether the department has selected a question item to be used for both.

## UNIVERSITY WIDE QUESTIONS (QUANTITATIVE/RATING):

*The items in this section are asked across all courses at Berkeley.*


Considering both the limitations and possibilities of the subject matter and the course, how would you rate the overall effectiveness of this graduate student instructor?



Considering both the limitations and possibilities of the subject matter and the course, how would you rate the overall effectiveness of this graduate student instructor?

Options	Count	Percentage
1-Not at all Effective	1	9.09%
2	0	0.00%
3	0	0.00%
4-Moderately Effective	0	0.00%
5	0	0.00%
6	4	36.36%
7-Extremely Effective	6	54.55%
Statistics	Value	
Response Count	11	
Mean	6.09	
Median	7.00	
Standard Deviation	1.76	

Considering both the limitations and possibilities of the subject matter and the course, how would you rate the overall effectiveness of this course?



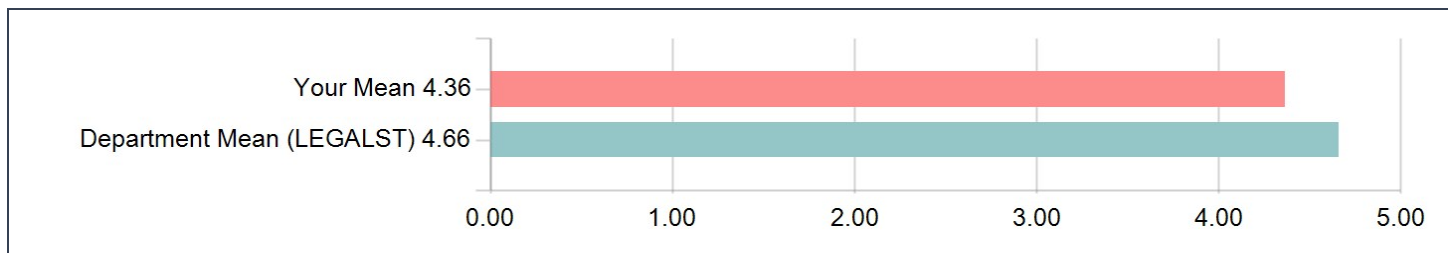
Considering both the limitations and possibilities of the subject matter and the course, how would you rate the overall effectiveness of this course?

Options	Count	Percentage
1-Not at all Effective	1	9.09%
2	0	0.00%
3	0	0.00%
4-Moderately Effective	0	0.00%
5	0	0.00%
6	4	36.36%
7-Extremely Effective	6	54.55%
Statistics	Value	
Response Count	11	
Mean	6.09	
Median	7.00	
Standard Deviation	1.76	

## DEPARTMENT PROVIDED INSTRUCTOR QUESTIONS:

*Items in this section were selected by LEGALST for inclusion on this evaluation.*

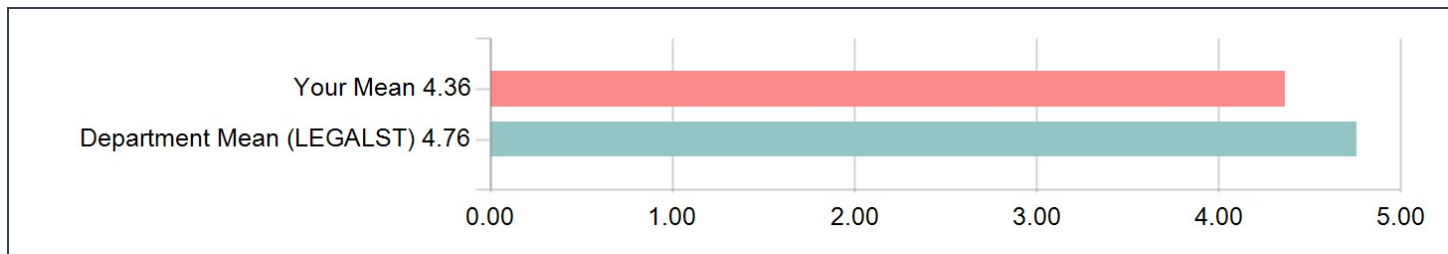
The GSI presented content in an organized manner (e.g., laid out section in advance, used visual aids, linked section materials to readings/lecture).



The GSI presented content in an organized manner (e.g., laid out section in advance, used visual aids, linked section materials to readings/lecture).

Options	Count	Percentage
1-Strongly Disagree	1	9.09%
2	0	0.00%
3	0	0.00%
4	3	27.27%
5-Strongly Agree	7	63.64%
Statistics	Value	
Response Count	11	
Mean	4.36	
Median	5.00	
Standard Deviation	1.21	

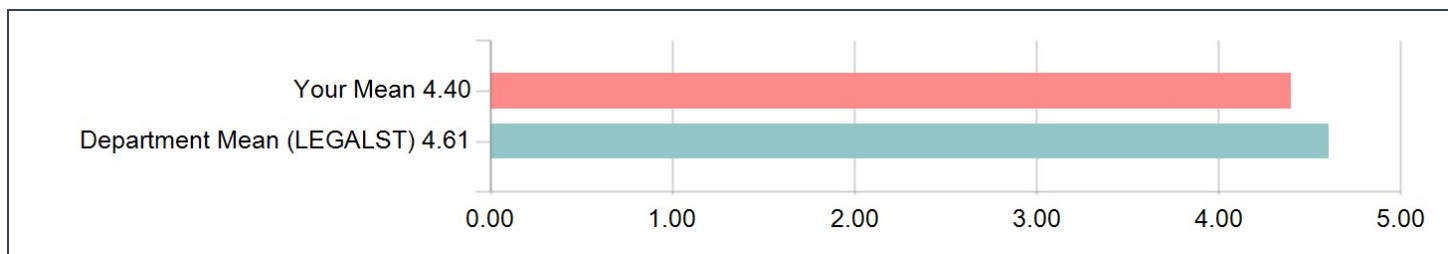
**The GSI was responsive to / respectful of students' questions and ideas (e.g., listened completely, didn't dismiss question).**



**The GSI was responsive to / respectful of students' questions and ideas (e.g., listened completely, didn't dismiss question).**

Options	Count	Percentage
1-Strongly Disagree	1	9.09%
2	0	0.00%
3	0	0.00%
4	3	27.27%
5-Strongly Agree	7	63.64%
Statistics	Value	
Response Count	11	
Mean	4.36	
Median	5.00	
Standard Deviation	1.21	

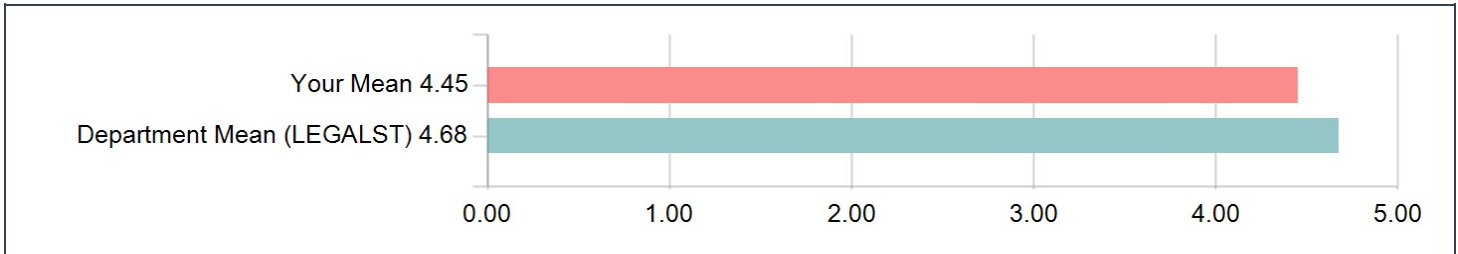
**The GSI was helpful when I had difficulties or questions. (e.g., offered guidance or challenges; helped me reach an answer myself).**



**The GSI was helpful when I had difficulties or questions. (e.g., offered guidance or challenges; helped me reach an answer myself).**

Options	Count	Percentage
1-Strongly Disagree	1	10.00%
2	0	0.00%
3	0	0.00%
4	2	20.00%
5-Strongly Agree	7	70.00%
Statistics	Value	
Response Count	10	
Mean	4.40	
Median	5.00	
Standard Deviation	1.26	

The GSI created a classroom atmosphere in which every student felt included (e.g., encouraged multiple voices/perspectives, welcomed questions and critiques, responded to student feedback).



The GSI created a classroom atmosphere in which every student felt included (e.g., encouraged multiple voices/perspectives, welcomed questions and critiques, responded to student feedback).

Options	Count	Percentage
1-Strongly Disagree	1	9.09%
2	0	0.00%
3	0	0.00%
4	2	18.18%
5-Strongly Agree	8	72.73%
Statistics	Value	
Response Count	11	
Mean	4.45	
Median	5.00	
Standard Deviation	1.21	

## DEPARTMENT PROVIDED COURSE QUESTIONS:

*Items in this section were selected by LEGALST for inclusion on this evaluation.*

**What were the strengths of this discussion section?**

Comments
Relating the topics to the lecture.
The GSI made sure that everyone got a chance to participate in discussion. They gave suggestions and hints so it didn't feel like they were putting people on the spot, and did a good job of summarizing and rephrasing each student's contribution in a way that was clear and easy to understand.
The handouts and activities were engaging and effective
The strengths of this section were that it really helped clarify material that was maybe not fully discussed in lecture and helped me gain a deeper understanding of what we were learning.
Haley was extremely helpful and effective in engaging our class in the content.
Haley is very organized and seems to really enjoy the subject. She goes above and beyond most GSIs I have.
Class format that every student would be able to speak by assigned by GSI.
I think the cold calls helped facilitate discussion whereas in lecture, there's often gaping silence. Also the different activities made the content more engaging.

## What skills did you develop in this section, and how did you develop them?

Comments
I developed skills to do better in depth review.
Discussion and organizational skills through the activities and open discussions
I developed critical thinking skills by filling out the discussion posts and participating in class.
Group work was improved
Thinking critically through course reading materials by reading them questioning each paragraph for preparation for the class.
I learned how to apply the information we learned outside of a normative classroom setting. For example, rather than simply discussing the theories that we learned and how they applied through the view of each theorist, we applied the theories to different situations and scenarios and talked about how the different theories could overlap.

## How did the GSI include, or fail to include, all of the students in this course?

Comments
She included all students well.
In addition to the above, the GSI gave opportunities to participate online through bCourses.
Ensuring participation through the website or in person was useful for everyone
The GSI included the students in this course by giving us the opportunity to fill out a discussion post if we didn't want to be cold-called in class. She enforced participation by every single person, which meant that nobody was going to be left out.
all of us had to participate in section but she also allowed students that were more shy to post discussion paragraphs so that they could be more comfortable in class.
The GSI does a good job of including students by calling on everyone.
Constructing great atmosphere where every student was able to speak freely.
The cold calling system included all students. Additionally, I felt like the classroom was a safe space to ask questions and share personal views or interpretations on the content.

## How could this discussion section be improved?

Comments
N/A
Focusing more on the papers and how to attack them in section would've been appreciated more
The section is great the way it is.
I would have liked if she explained the basics of what the prof was talking about because some of the things we discussed, I did not completely understand so I was not entirely tuned into the discussion.
Maybe making easy-to-see choak board.
There honestly isn't a way that I think section could be improved. I think it was engaging, informative, and it was the only thing keeping me accountable to read the readings and stay up to date with the theorists. I also feel like student concerns and questions were thoroughly taken into account.

## DEPARTMENT PROVIDED STUDENT INFORMATION QUESTIONS

*Items in this section were selected by LEGALST for inclusion on this evaluation.*

**On average, how many hours per week have you spent on this course, including attending classes, doing readings, reviewing notes, writing papers, and any other course-related work?**

On average, how many hours per week have you spent on this course, including attending classes, doing readings, reviewing notes, writing papers, and any other course-related work?		
Options	Count	Percentage
3 or fewer	1	9.09%
4-6	5	45.45%
7-9	2	18.18%
10-12	1	9.09%
13-15	1	9.09%
16-18	1	9.09%
More than 18	0	0.00%
Statistics	Value	
Response Count	11	
Mean	1.00	
Median	1.00	
Standard Deviation	0.00	

**Did you transfer to the Berkeley campus?**

**A: No**

**B: From community college**

**C: From 4-year college**

**D: Exchange/international student**

Did you transfer to the Berkeley campus?		
Options	Count	Percentage
A	7	63.64%
B	4	36.36%
C	0	0.00%
D	0	0.00%
Statistics	Value	
Response Count	11	
Mean	1.00	
Median	1.00	
Standard Deviation	0.00	

**My major is (if “Other” please respond to following question)**

My major is (if “Other” please respond to following question)		
Options	Count	Percentage
Legal Studies	6	54.55%
Political Science	0	0.00%
Sociology	1	9.09%
History	0	0.00%
Other	4	36.36%
Statistics	Value	
Response Count	11	
Mean	1.00	
Median	1.00	
Standard Deviation	0.00	

**Your Major? (List All)**

Comments
legal studies
legal studies
Bioengineering
Economics
Middle Eastern Language and Culture
Philosophy
Legal studies

**As of today, about how many pages of outside-of-class writing (including homework, short papers, course paper drafts, blog entries, etc.) have you done for this course?**

As of today, about how many pages of outside-of-class writing (including homework, short papers, course paper drafts, blog entries, etc.) have you done for this course?		
Options	Count	Percentage
<2	0	0.00%
2-4	2	18.18%
5-7	1	9.09%
8-10	2	18.18%
11-13	4	36.36%
14-16	0	0.00%
17-19	0	0.00%
20-22	0	0.00%
23-25	0	0.00%
>25	2	18.18%
Statistics	Value	
Response Count	11	
Mean	1.00	
Median	1.00	
Standard Deviation	0.00	



**How many class meetings did you miss this semester?**

- A: 0**
- B: 1-2**
- C: 3-4**
- D: 5-6**
- E: 7-8**
- F: 9-12**
- G: 13+**

How many class meetings did you miss this semester?		
A: 0		
B: 1-2		
C: 3-4		
D: 5-6		
E: 7-8		
F: 9-12		
G: 13+		
Options	Count	Percentage
A	4	36.36%
B	5	45.45%
C	2	18.18%
D	0	0.00%
E	0	0.00%
F	0	0.00%
G	0	0.00%
Statistics	Value	
Response Count	11	
Mean	1.00	
Median	1.00	
Standard Deviation	0.00	

**What grade do you expect to earn in this course?**

What grade do you expect to earn in this course?		
A		
B		
C		
D		
F		
Options	Count	Percentage
A	5	50.00%
B	5	50.00%
C	0	0.00%
D	0	0.00%
F	0	0.00%
Statistics	Value	
Response Count	10	
Mean	1.00	
Median	1.00	
Standard Deviation	0.00	

Project Title: **Fall 2021 Evaluations**

Courses Audience: **26**  
Responses Received: **8**  
Response Ratio: **30.77%**

---

Subject Details


Name	LEGALST 103 DIS 102 THEOR OF LAW &
DEPT_NAME	LEGALST
DEPT_FORM	LEGALST
EVALUATION_TYPE	G
First Name	Haley
Last Name	Anderson

FOR YOUR INFORMATION: Please note that "Department Mean" for each rating question is calculated using all sections in your department. This may include both Faculty and GSIs depending on whether the department has selected a question item to be used for both.

## UNIVERSITY WIDE QUESTIONS (QUANTITATIVE/RATING):

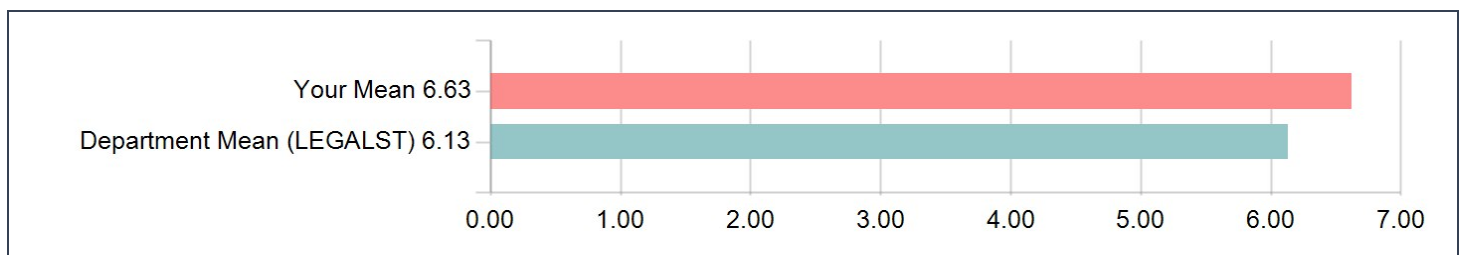
*The items in this section are asked across all courses at Berkeley.*

Considering both the limitations and possibilities of the subject matter and the course, how would you rate the overall effectiveness of this graduate student instructor?



Considering both the limitations and possibilities of the subject matter and the course, how would you rate the overall effectiveness of this graduate student instructor?		
Options	Count	Percentage
1-Not at all Effective	0	0.00%
2	0	0.00%
3	0	0.00%
4-Moderately Effective	0	0.00%
5	0	0.00%
6	1	12.50%
7-Extremely Effective	7	87.50%
Statistics	Value	
Response Count	8	
Mean	6.88	
Median	7.00	
Standard Deviation	0.35	

Considering both the limitations and possibilities of the subject matter and the course, how would you rate the overall effectiveness of this course?



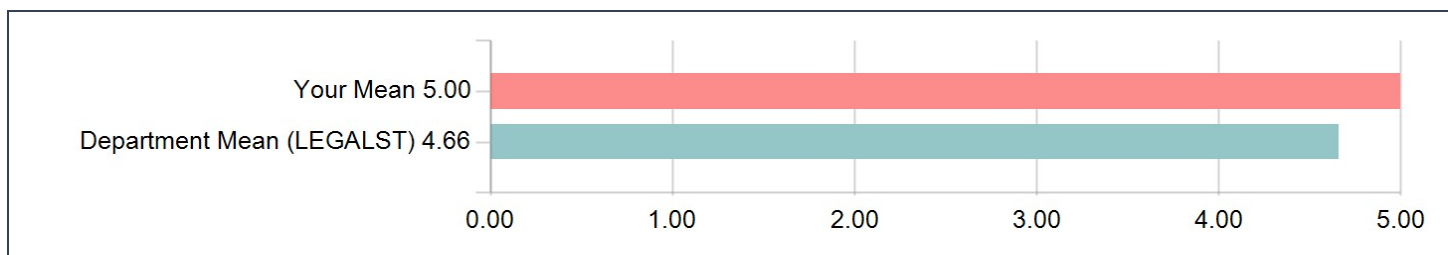
Considering both the limitations and possibilities of the subject matter and the course, how would you rate the overall effectiveness of this course?

Options	Count	Percentage
1-Not at all Effective	0	0.00%
2	0	0.00%
3	0	0.00%
4-Moderately Effective	0	0.00%
5	0	0.00%
6	3	37.50%
7-Extremely Effective	5	62.50%
Statistics	Value	
Response Count	8	
Mean	6.63	
Median	7.00	
Standard Deviation	0.52	

## DEPARTMENT PROVIDED INSTRUCTOR QUESTIONS:

*Items in this section were selected by LEGALST for inclusion on this evaluation.*

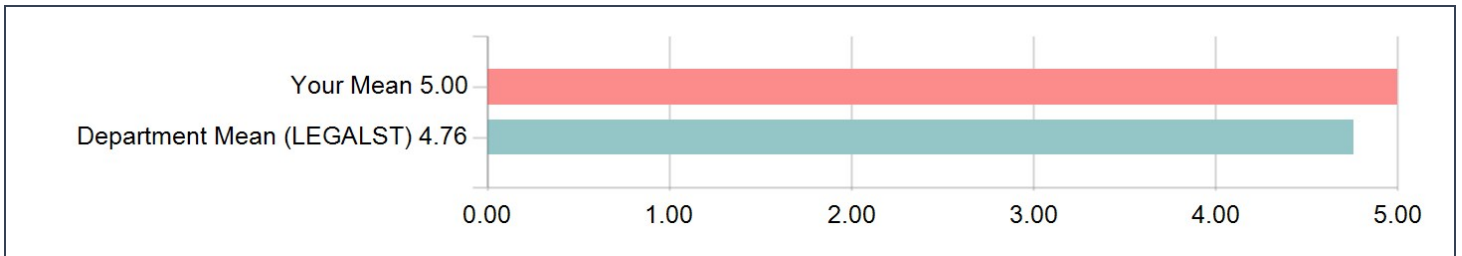
The GSI presented content in an organized manner (e.g., laid out section in advance, used visual aids, linked section materials to readings/lecture).



The GSI presented content in an organized manner (e.g., laid out section in advance, used visual aids, linked section materials to readings/lecture).

Options	Count	Percentage
1-Strongly Disagree	0	0.00%
2	0	0.00%
3	0	0.00%
4	0	0.00%
5-Strongly Agree	8	100.00%
Statistics	Value	
Response Count	8	
Mean	5.00	
Median	5.00	
Standard Deviation	0.00	

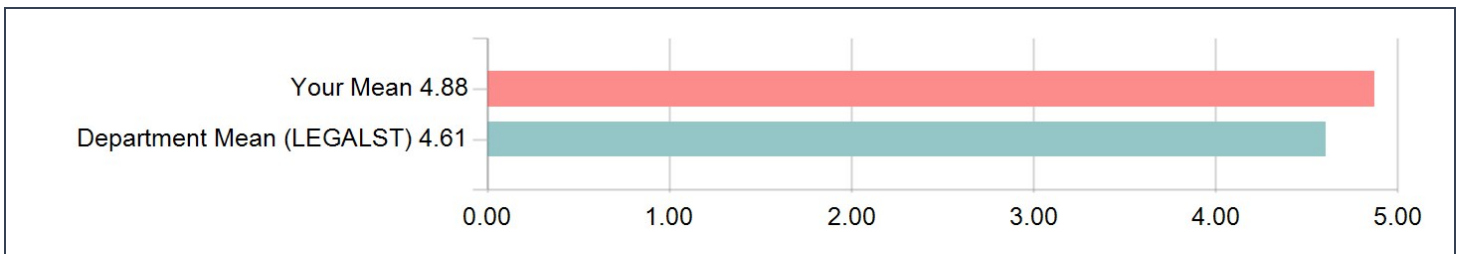
**The GSI was responsive to / respectful of students' questions and ideas (e.g., listened completely, didn't dismiss question).**



**The GSI was responsive to / respectful of students' questions and ideas (e.g., listened completely, didn't dismiss question).**

Options	Count	Percentage
1-Strongly Disagree	0	0.00%
2	0	0.00%
3	0	0.00%
4	0	0.00%
5-Strongly Agree	8	100.00%
Statistics		Value
Response Count		8
Mean		5.00
Median		5.00
Standard Deviation		0.00

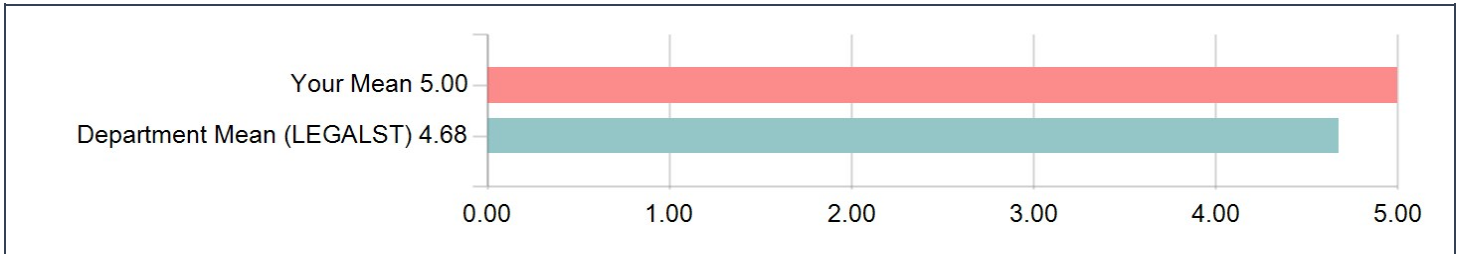
**The GSI was helpful when I had difficulties or questions. (e.g., offered guidance or challenges; helped me reach an answer myself).**



**The GSI was helpful when I had difficulties or questions. (e.g., offered guidance or challenges; helped me reach an answer myself).**

Options	Count	Percentage
1-Strongly Disagree	0	0.00%
2	0	0.00%
3	0	0.00%
4	1	12.50%
5-Strongly Agree	7	87.50%
Statistics		Value
Response Count		8
Mean		4.88
Median		5.00
Standard Deviation		0.35

The GSI created a classroom atmosphere in which every student felt included (e.g., encouraged multiple voices/perspectives, welcomed questions and critiques, responded to student feedback).



The GSI created a classroom atmosphere in which every student felt included (e.g., encouraged multiple voices/perspectives, welcomed questions and critiques, responded to student feedback).

Options	Count	Percentage
1-Strongly Disagree	0	0.00%
2	0	0.00%
3	0	0.00%
4	0	0.00%
5-Strongly Agree	8	100.00%
Statistics	Value	
Response Count	8	
Mean	5.00	
Median	5.00	
Standard Deviation	0.00	

## DEPARTMENT PROVIDED COURSE QUESTIONS:

*Items in this section were selected by LEGALST for inclusion on this evaluation.*

**What were the strengths of this discussion section?**

Comments
Great activities, notes were presented in a very helpful manner
Gave good summaries about the readings and also got us to understand the main concepts the professor wanted us to understand.
The activities organized by the GSI are engaging and she explained the course material in a great way.
Haley always made us participate and in a way I feel it did help fuel the class especially post pandemic it was hard to get back into it
She made discussion activities herself, which were actually very fun and helpful for me to understand the material. It's very obvious that she cares about us and is trying her best to create a welcoming learning environment. She spends a lot of time preparing for discussion which shows in her discussion materials. The notes that she took during section was also very organized and easy to digest the material.
Highly knowledgeable instructor that made section effective and enjoyable. Exemplifies clear passion for both the material and students, which was strongly felt throughout the course. Always made time to be available as a resource, and truly cared about students as people too.
Efficient section organization enabled students to engage with material effectively. Section design allowed for open conversation and questions, while also allowing students to demonstrate understanding and integrate concepts. Variance of activities made sections unique and engaging.

### What skills did you develop in this section, and how did you develop them?

Comments
Critical thinking and application of materials through all the activities
I developed analytical skills
Studying skills and mapping skills in organizing my ideas
applying materials we learned from class to real life
Skills: Critical-thinking, communication, collaboration.
Section activities did well to promote application of course content beyond writing, which helped consolidate lecture material and utilize it multi-dimensionally.

### How did the GSI include, or fail to include, all of the students in this course?

Comments
Every student had to contribute to gain participation points
She made everyone feel welcomed and gave everyone an opportunity to participate and those who did not personally like to participate she gave them the opportunity to participate through courses post which made everyone feel comfortable and everyone gained participation points.
There were options for those who prefer to not speak aloud and participate in a thread, that was very considerate.
I actually appreciate how she called on people who are present in a non-pressuring way.
Flexible yet clear on expectations. Made sure to always be open to circumstances that may arise.
Students were given options that were clear from the start of the semester, and the section was well-adapted for the uncertainties that come with the pandemic. Multiple options for participation allowed for every student to be included. Instructor remained thoughtful and understanding.

### How could this discussion section be improved?

Comments
N/A
N/A
n.a
Allow more time for section activities that required more involvement (e.g, advance notice, description of activity the day of...)

## DEPARTMENT PROVIDED STUDENT INFORMATION QUESTIONS

*Items in this section were selected by LEGALST for inclusion on this evaluation.*

**On average, how many hours per week have you spent on this course, including attending classes, doing readings, reviewing notes, writing papers, and any other course-related work?**

On average, how many hours per week have you spent on this course, including attending classes, doing readings, reviewing notes, writing papers, and any other course-related work?		
Options	Count	Percentage
3 or fewer	2	25.00%
4-6	1	12.50%
7-9	3	37.50%
10-12	1	12.50%
13-15	0	0.00%
16-18	1	12.50%
More than 18	0	0.00%
Statistics	Value	
Response Count	8	
Mean	1.00	
Median	1.00	
Standard Deviation	0.00	

**Did you transfer to the Berkeley campus?**

**A: No**

**B: From community college**

**C: From 4-year college**

**D: Exchange/international student**

Did you transfer to the Berkeley campus?		
Options	Count	Percentage
A	7	87.50%
B	0	0.00%
C	0	0.00%
D	1	12.50%
Statistics	Value	
Response Count	8	
Mean	1.00	
Median	1.00	
Standard Deviation	0.00	



### My major is (if "Other" please respond to following question)

My major is (if "Other" please respond to following question)		
Options	Count	Percentage
Legal Studies	5	62.50%
Political Science	0	0.00%
Sociology	0	0.00%
History	1	12.50%
Other	2	25.00%
Statistics	Value	
Response Count	8	
Mean	1.00	
Median	1.00	
Standard Deviation	0.00	

### Your Major? (List All)

Comments
Political economy (declared) Either legal studies or economics (undeclared)
Also Integrative Biology
Data Science

### As of today, about how many pages of outside-of-class writing (including homework, short papers, course paper drafts, blog entries, etc.) have you done for this course?

As of today, about how many pages of outside-of-class writing (including homework, short papers, course paper drafts, blog entries, etc.) have you done for this course?		
Options	Count	Percentage
<2	3	37.50%
2-4	0	0.00%
5-7	1	12.50%
8-10	1	12.50%
11-13	1	12.50%
14-16	1	12.50%
17-19	0	0.00%
20-22	0	0.00%
23-25	0	0.00%
>25	1	12.50%
Statistics	Value	
Response Count	8	
Mean	1.00	
Median	1.00	
Standard Deviation	0.00	

### How many class meetings did you miss this semester?

- A: 0
- B: 1-2
- C: 3-4
- D: 5-6
- E: 7-8
- F: 9-12
- G: 13+

How many class meetings did you miss this semester?		
Options	Count	Percentage
A	1	12.50%
B	4	50.00%
C	2	25.00%
D	0	0.00%
E	0	0.00%
F	0	0.00%
G	1	12.50%
Statistics	Value	
Response Count	8	
Mean	1.00	
Median	1.00	
Standard Deviation	0.00	

### What grade do you expect to earn in this course?

What grade do you expect to earn in this course?		
Options	Count	Percentage
A	4	66.67%
B	1	16.67%
C	1	16.67%
D	0	0.00%
F	0	0.00%
Statistics	Value	
Response Count	6	
Mean	1.00	
Median	1.00	
Standard Deviation	0.00	