

Project Title: **Fall 2022 Evaluations**

Courses Audience: **27**
Responses Received: **8**
Response Ratio: **29.63%**

Subject Details

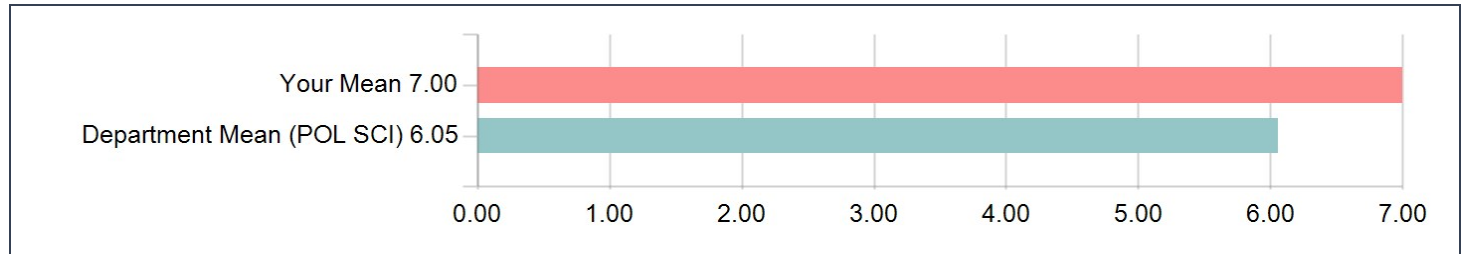
Name	POLSCI 112B DIS 101 History of Political Theory (EVAL FOR GSI)
DEPT_NAME	POLSCI
DEPT_FORM	POL SCI
EVALUATION_TYPE	G
First Name	Haley
Last Name	Anderson

FOR YOUR INFORMATION: Please note that "Department Mean" for each rating question is calculated using all sections in your department. This may include both Faculty and GSIs depending on whether the department has selected a question item to be used for both.

UNIVERSITY WIDE QUESTIONS (QUANTITATIVE/RATING):

The items in this section are asked across all courses at Berkeley.

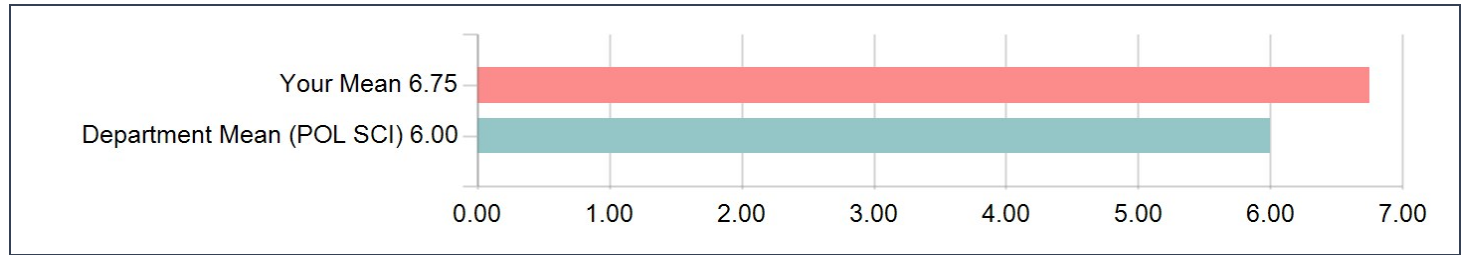
The instructor’s lectures, facilitation of classes, and/or office hours and help sessions enhanced my learning. (“Learning” may include gaining mastery of course content and new skills, exposure to new methodologies and modes of critical thinking, and extending the ability to express oneself on the topics treated in the course).



The instructor’s lectures, facilitation of classes, and/or office hours and help sessions enhanced my learning. (“Learning” may include gaining mastery of course content and new skills, exposure to new methodologies and modes of critical thinking, and extending the ability to express oneself on the topics treated in the course).

Options	Count	Percentage
1-Strongly disagree	0	0.00%
2-Disagree	0	0.00%
3-Disagree Somewhat	0	0.00%
4-Neutral (neither agree nor disagree)	0	0.00%
5-Agree Somewhat	0	0.00%
6-Agree	0	0.00%
7-Strongly agree	8	100.00%
Statistics	Value	
Response Count	8	
Mean	7.00	
Median	7.00	
Standard Deviation	0.00	

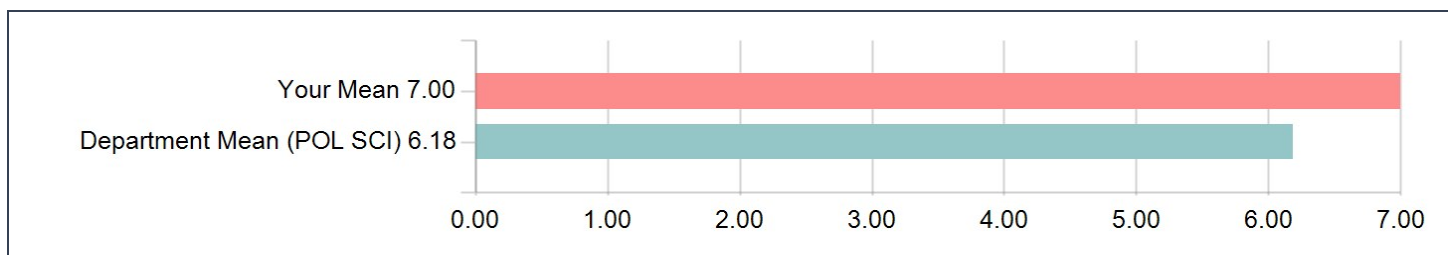
The assignments were well designed to help me understand the course material and gain a deeper perspective on the subject.



The assignments were well designed to help me understand the course material and gain a deeper perspective on the subject.

Options	Count	Percentage
1-Strongly disagree	0	0.00%
2-Disagree	0	0.00%
3-Disagree Somewhat	0	0.00%
4-Neutral (neither agree nor disagree)	0	0.00%
5-Agree Somewhat	1	12.50%
6-Agree	0	0.00%
7-Strongly agree	7	87.50%
Statistics		Value
Response Count		8
Mean		6.75
Median		7.00
Standard Deviation		0.71

The instructor created an environment in which I could feel included (for example, encouraged multiple voices/perspectives, welcomed questions and critiques, responded to student feedback).



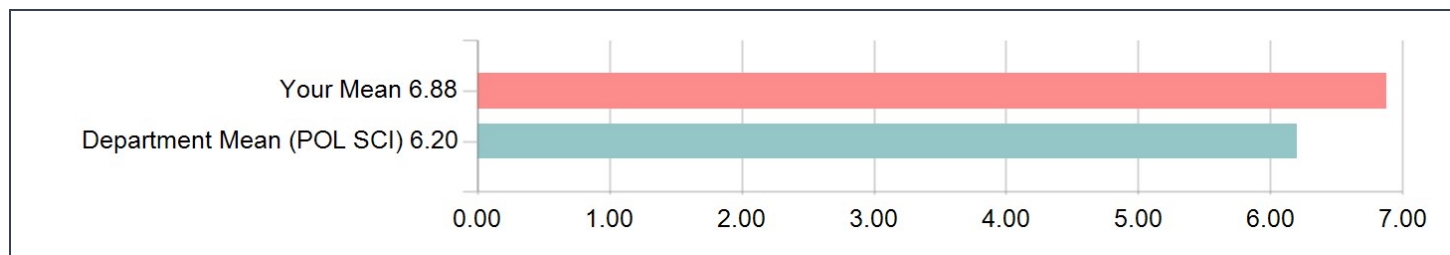
The instructor created an environment in which I could feel included (for example, encouraged multiple voices/perspectives, welcomed questions and critiques, responded to student feedback).

Options	Count	Percentage
1-Strongly disagree	0	0.00%
2-Disagree	0	0.00%
3-Disagree Somewhat	0	0.00%
4-Neutral (neither agree nor disagree)	0	0.00%
5-Agree Somewhat	0	0.00%
6-Agree	0	0.00%
7-Strongly agree	8	100.00%
Statistics		Value
Response Count		8
Mean		7.00
Median		7.00
Standard Deviation		0.00

DEPARTMENT PROVIDED INSTRUCTOR QUESTIONS:

Items in this section were selected by POL SCI for inclusion on this evaluation.

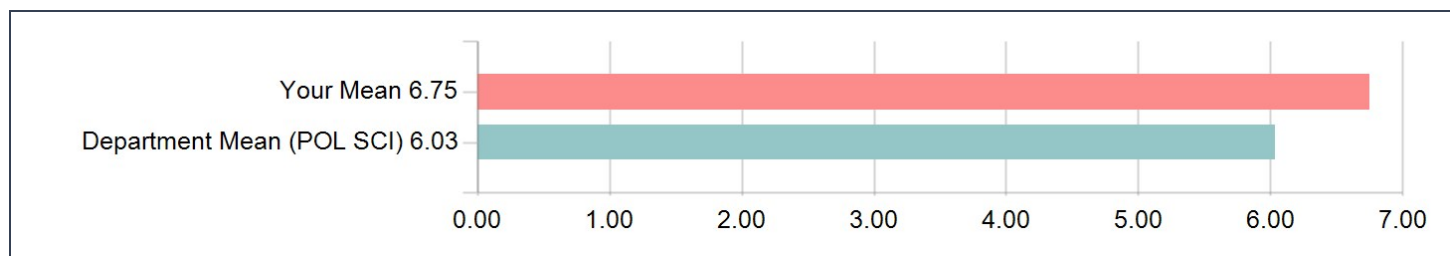
The instructor presented content in an organized manner.



The instructor presented content in an organized manner.

Options	Count	Percentage
1-Not at all	0	0.00%
2	0	0.00%
3	0	0.00%
4-Somewhat	0	0.00%
5	0	0.00%
6	1	12.50%
7-Very	7	87.50%
Statistics		Value
Response Count		8
Mean		6.88
Median		7.00
Standard Deviation		0.35

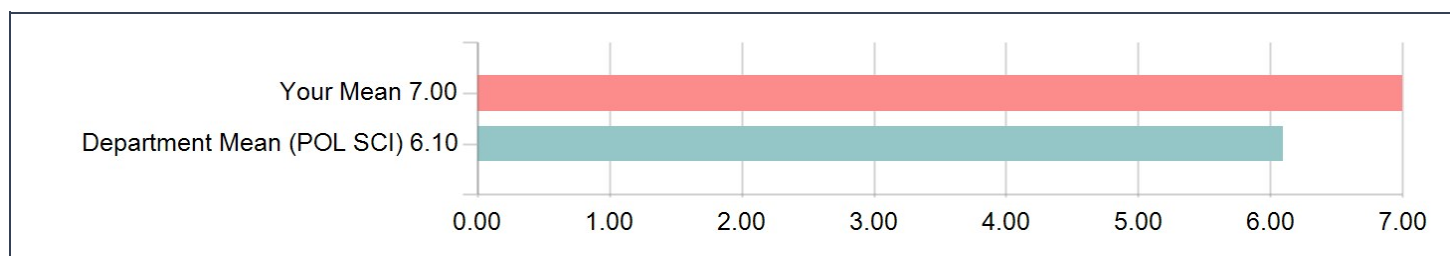
The instructor explained concepts clearly.



The instructor explained concepts clearly.

Options	Count	Percentage
1-Not at all	0	0.00%
2	0	0.00%
3	0	0.00%
4-Somewhat	0	0.00%
5	0	0.00%
6	2	25.00%
7-Very	6	75.00%
Statistics		Value
Response Count		8
Mean		6.75
Median		7.00
Standard Deviation		0.46

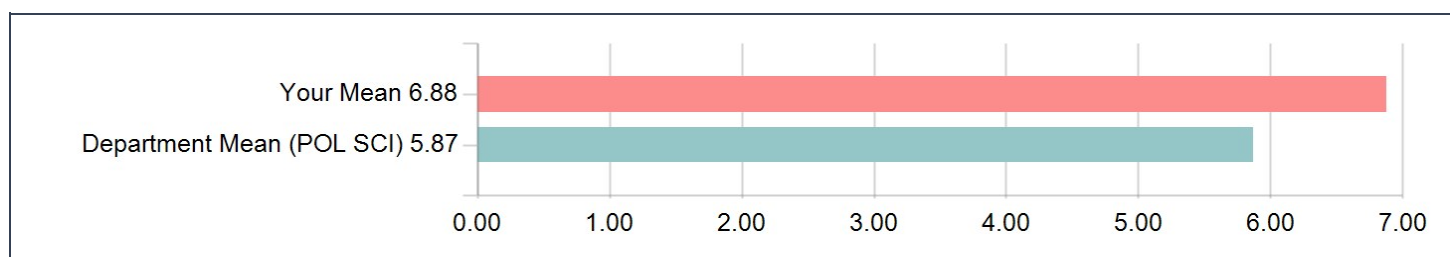
The instructor was helpful when I had difficulties or questions.



The instructor was helpful when I had difficulties or questions.

Options	Count	Percentage
1-Not at all	0	0.00%
2	0	0.00%
3	0	0.00%
4-Somewhat	0	0.00%
5	0	0.00%
6	0	0.00%
7-Very	8	100.00%
Statistics		Value
Response Count		8
Mean		7.00
Median		7.00
Standard Deviation		0.00

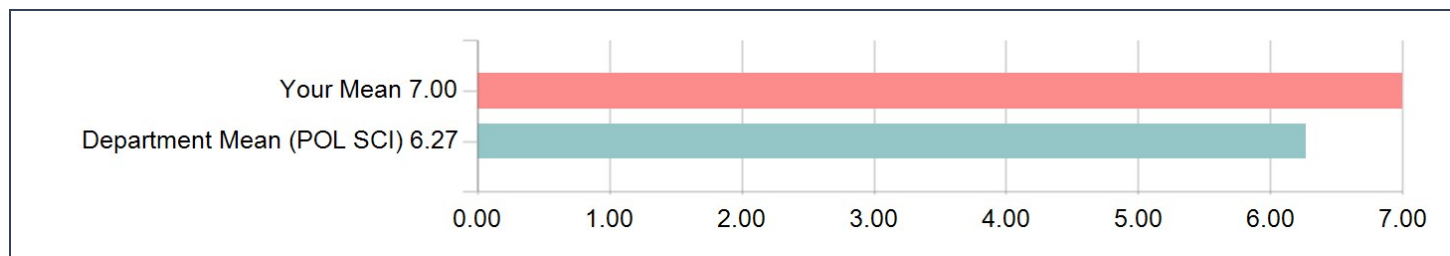
The instructor provided clear constructive feedback.



The instructor provided clear constructive feedback.

Options	Count	Percentage
1-Not at all	0	0.00%
2	0	0.00%
3	0	0.00%
4-Somewhat	0	0.00%
5	0	0.00%
6	1	12.50%
7-Very	7	87.50%
Statistics	Value	
Response Count	8	
Mean	6.88	
Median	7.00	
Standard Deviation	0.35	

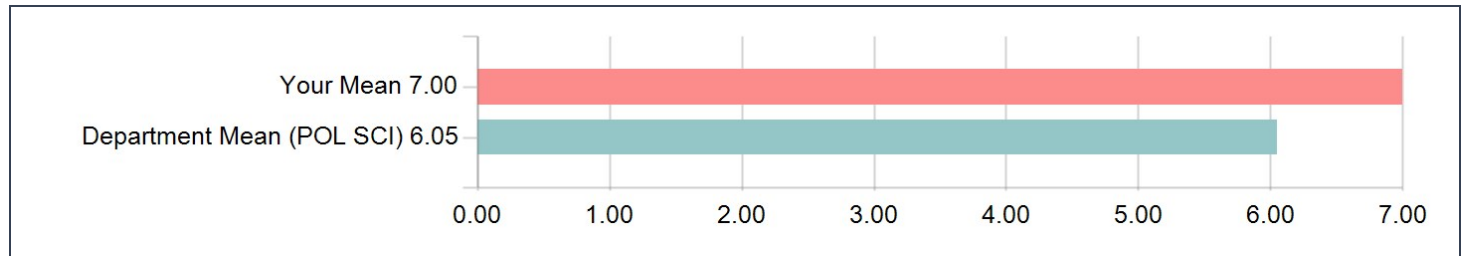
The instructor encouraged student questions and participation.



The instructor encouraged student questions and participation.

Options	Count	Percentage
1-Not at all	0	0.00%
2	0	0.00%
3	0	0.00%
4-Somewhat	0	0.00%
5	0	0.00%
6	0	0.00%
7-Very	8	100.00%
Statistics	Value	
Response Count	8	
Mean	7.00	
Median	7.00	
Standard Deviation	0.00	

Considering both the limitations and possibilities of the subject matter and the course, how would you rate the overall effectiveness of this graduate student instructor?

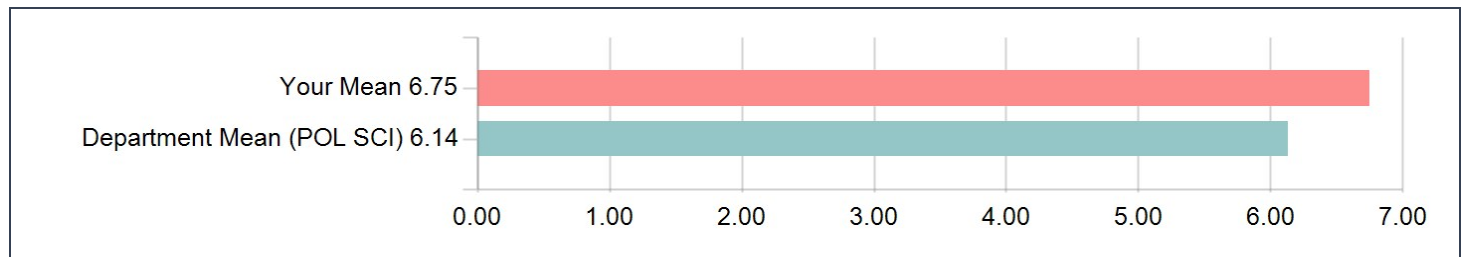


Considering both the limitations and possibilities of the subject matter and the course, how would you rate the overall effectiveness of this graduate student instructor?		
Options	Count	Percentage
1-Not at all Effective	0	0.00%
2	0	0.00%
3	0	0.00%
4-Moderately Effective	0	0.00%
5	0	0.00%
6	0	0.00%
7-Extremely Effective	8	100.00%
Statistics		Value
Response Count		8
Mean		7.00
Median		7.00
Standard Deviation		0.00

DEPARTMENT PROVIDED COURSE QUESTIONS:

Items in this section were selected by POL SCI for inclusion on this evaluation.

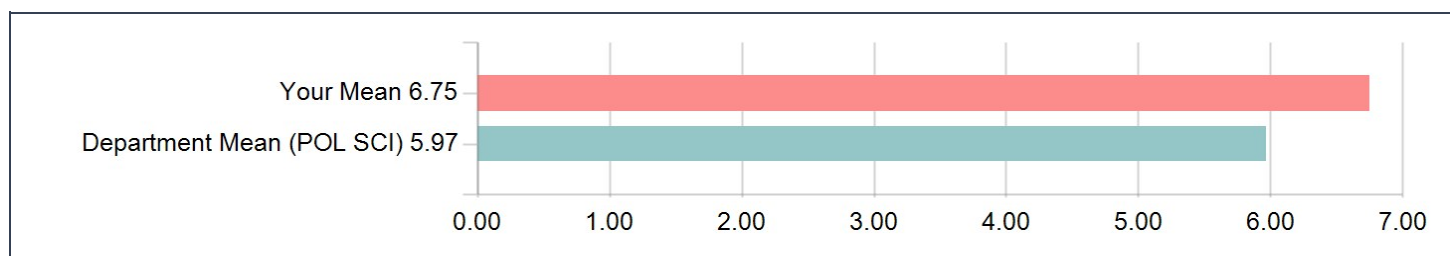
The course was effectively organized.



The course was effectively organized.

Options	Count	Percentage
1-Not at all	0	0.00%
2	0	0.00%
3	0	0.00%
4-Somewhat	0	0.00%
5	0	0.00%
6	2	25.00%
7-Very	6	75.00%
Statistics		Value
Response Count		8
Mean		6.75
Median		7.00
Standard Deviation		0.46

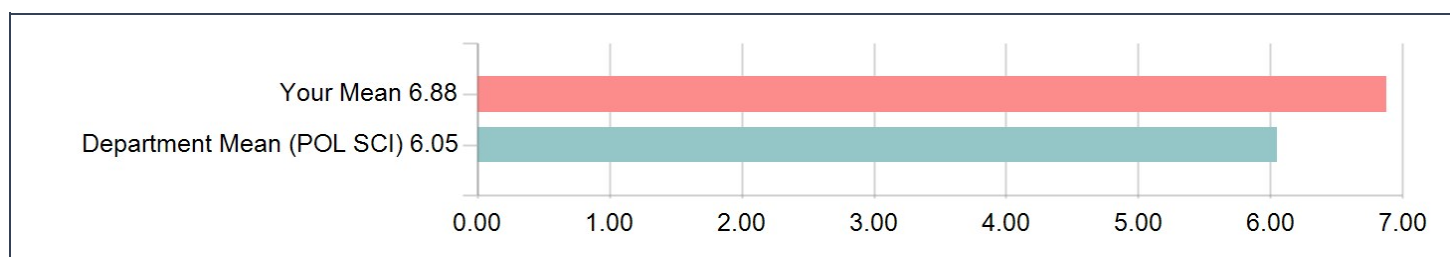
The course developed my abilities and skills for the subject.



The course developed my abilities and skills for the subject.

Options	Count	Percentage
1-Not at all	0	0.00%
2	0	0.00%
3	0	0.00%
4-Somewhat	0	0.00%
5	0	0.00%
6	2	25.00%
7-Very	6	75.00%
Statistics		Value
Response Count		8
Mean		6.75
Median		7.00
Standard Deviation		0.46

The course developed my ability to think critically about the subject.



The course developed my ability to think critically about the subject.

Options	Count	Percentage
1-Not at all	0	0.00%
2	0	0.00%
3	0	0.00%
4-Somewhat	0	0.00%
5	0	0.00%
6	1	12.50%
7-Very	7	87.50%
Statistics	Value	
Response Count	8	
Mean	6.88	
Median	7.00	
Standard Deviation	0.35	

Please identify what you consider to be the strengths of the course (or section).

Comments

Haley was an amazing GSI and helped me feel confident in my ability to grasp complex topics in political theory. Despite having extensive knowledge of the course material, she was never intimidating or condescending, which made asking for help super easy. Great GSI for a challenging class.

Haley was such a vital part of my learning this semester! I think it was the first time I had a discussion section that actually completed all the goals of a discussion section (i.e., active participation, deeper learning on the subject, and engaging discussion). Haley is by far the best GSI I've ever had. So, the greatest strength of this course was the discussion section.

Hayley is an exceptional GSI that is part of the sole reason I enjoyed this course so much. I have so much respect for her and I have never had a GSI explain concepts so clearly in a way that was completely different from lecture. She stuck to her own ideas on those concepts rather than repeating what was said in lecture and really enhanced my overall understanding.

My GSI, Hayley Anderson was a great asset. Also the discussion format of lecture.

I think this section's strength was encouraging students to think for themselves, develop their own opinions, and learn how to articulate and defend them.

The section was always very organized, which is something that I definitely cannot say for other political science sections I had this semester. Haley answered any questions we had from lecture, gave great feedback for our papers, was overall very knowledgeable of the material, and really helped me understand the concepts from our readings which helped me write better essays.

The GSI led fantastic group discussions.

Please identify area(s) where you think the course could be improved.

Comments

The readings could be a little less.

I think this course could be improved by being more harmonious with the lecture. However, I believe this is an area that lectures would improve in rather than the discussion section.

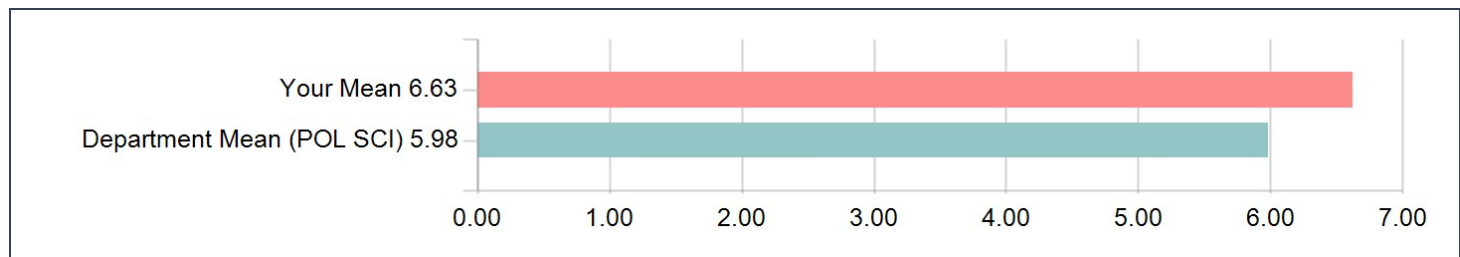
I think this section was led very well.

The course would have been much improved if GSIs weren't paid poverty wages. FAIR UC NOW! 6% WON'T PAY THE RENT!

What advice would you give to another student who is considering taking this course?

Comments
Take it!
Do as much of the readings as you can! It will make lectures and discussions way more engaging.
Be prepared to read a lot, make sure you read before class so you know what's going on.
I would suggest students in this class to not be afraid to speak up.
Show up to every section! This was the only way I was really able to engage with the material.

Considering both the limitations and possibilities of the subject matter and the course, how would you rate the overall effectiveness of this course?



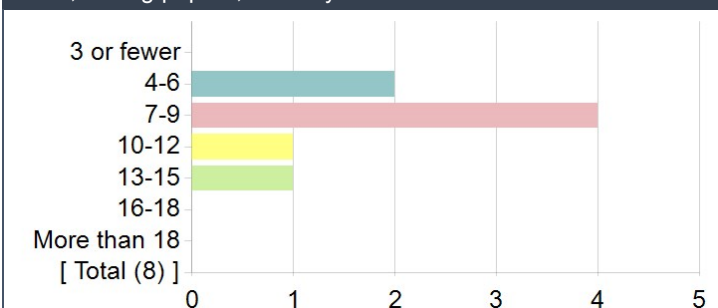
Considering both the limitations and possibilities of the subject matter and the course, how would you rate the overall effectiveness of this course?		
Options	Count	Percentage
1-Not at all Effective	0	0.00%
2	0	0.00%
3	0	0.00%
4-Moderately Effective	0	0.00%
5	1	12.50%
6	1	12.50%
7-Extremely Effective	6	75.00%
Statistics		Value
Response Count		8
Mean		6.63
Median		7.00
Standard Deviation		0.74

DEPARTMENT PROVIDED STUDENT INFORMATION QUESTIONS

Items in this section were selected by POL SCI for inclusion on this evaluation.

On average, how many hours per week have you spent on this course, including attending classes, doing readings, reviewing notes, writing papers, and any other course-related work?

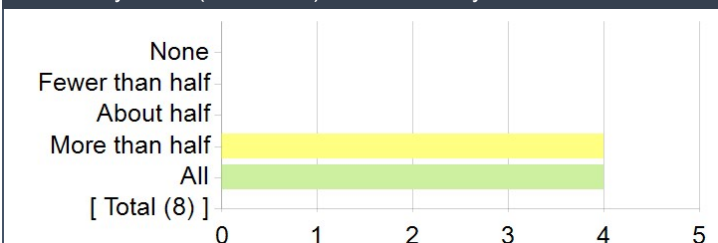
On average, how many hours per week have you spent on this course, including attending classes, doing readings, reviewing notes, writing papers, and any other course-related work?



Options	Count	Percentage
3 or fewer	0	0.00%
4-6	2	25.00%
7-9	4	50.00%
10-12	1	12.50%
13-15	1	12.50%
16-18	0	0.00%
More than 18	0	0.00%
Statistics	Value	
Response Count	8	

How many class (or section) sessions did you attend?

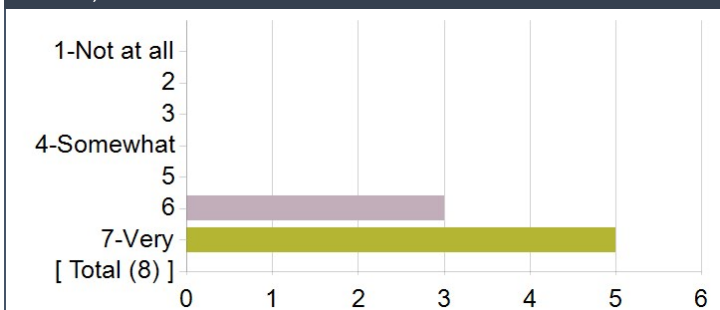
How many class (or section) sessions did you attend?



Options	Count	Percentage
None	0	0.00%
Fewer than half	0	0.00%
About half	0	0.00%
More than half	4	50.00%
All	4	50.00%
Statistics	Value	
Response Count	8	

How satisfied were you with your effort in this course (or section)?

How satisfied were you with your effort in this course (or section)?



Options	Count	Percentage
1-Not at all	0	0.00%
2	0	0.00%
3	0	0.00%
4-Somewhat	0	0.00%
5	0	0.00%
6	3	37.50%
7-Very	5	62.50%
Statistics	Value	
Response Count	8	

Project Title: **Fall 2022 Evaluations**

Courses Audience: **26**
Responses Received: **7**
Response Ratio: **26.92%**

Subject Details

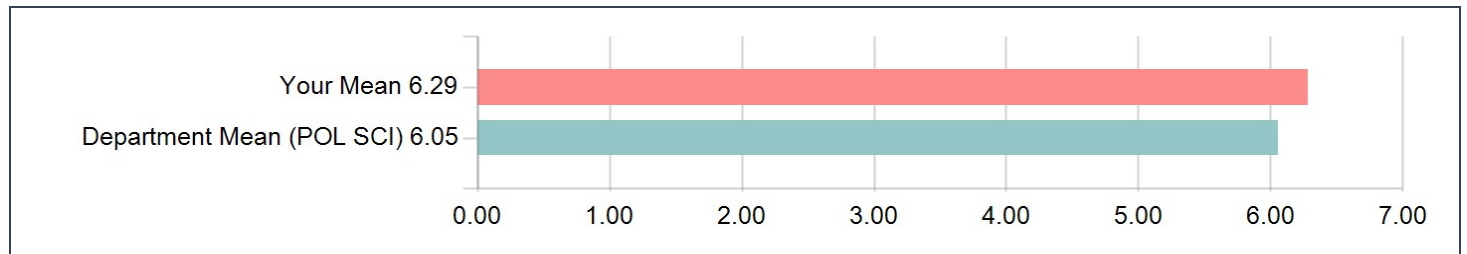
Name	POLSCI 112B DIS 106 History of Political Theory (EVAL FOR GSI)
DEPT_NAME	POLSCI
DEPT_FORM	POL SCI
EVALUATION_TYPE	G
First Name	Haley
Last Name	Anderson

FOR YOUR INFORMATION: Please note that "Department Mean" for each rating question is calculated using all sections in your department. This may include both Faculty and GSIs depending on whether the department has selected a question item to be used for both.

UNIVERSITY WIDE QUESTIONS (QUANTITATIVE/RATING):

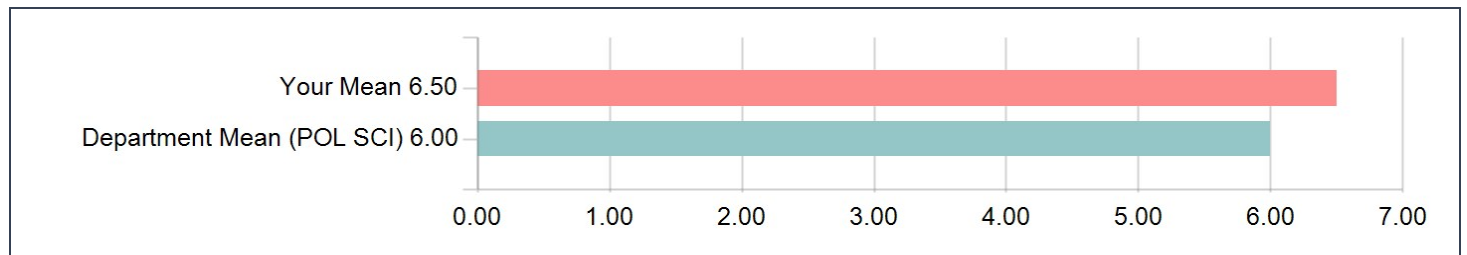
The items in this section are asked across all courses at Berkeley.

The instructor’s lectures, facilitation of classes, and/or office hours and help sessions enhanced my learning. (“Learning” may include gaining mastery of course content and new skills, exposure to new methodologies and modes of critical thinking, and extending the ability to express oneself on the topics treated in the course).



The instructor’s lectures, facilitation of classes, and/or office hours and help sessions enhanced my learning. (“Learning” may include gaining mastery of course content and new skills, exposure to new methodologies and modes of critical thinking, and extending the ability to express oneself on the topics treated in the course).		
Options	Count	Percentage
1-Strongly disagree	0	0.00%
2-Disagree	0	0.00%
3-Disagree Somewhat	0	0.00%
4-Neutral (neither agree nor disagree)	1	14.29%
5-Agree Somewhat	0	0.00%
6-Agree	2	28.57%
7-Strongly agree	4	57.14%
Statistics	Value	
Response Count	7	
Mean	6.29	
Median	7.00	
Standard Deviation	1.11	

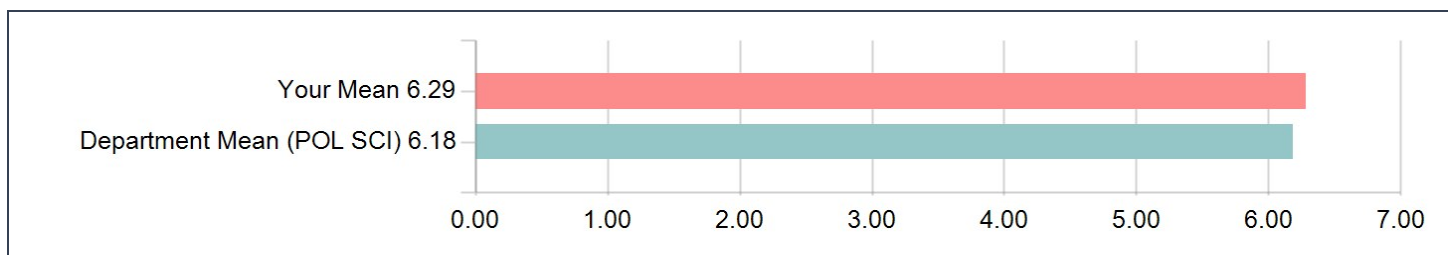
The assignments were well designed to help me understand the course material and gain a deeper perspective on the subject.



The assignments were well designed to help me understand the course material and gain a deeper perspective on the subject.

Options	Count	Percentage
1-Strongly disagree	0	0.00%
2-Disagree	0	0.00%
3-Disagree Somewhat	0	0.00%
4-Neutral (neither agree nor disagree)	0	0.00%
5-Agree Somewhat	0	0.00%
6-Agree	3	50.00%
7-Strongly agree	3	50.00%
Statistics		Value
Response Count		6
Mean		6.50
Median		6.50
Standard Deviation		0.55

The instructor created an environment in which I could feel included (for example, encouraged multiple voices/perspectives, welcomed questions and critiques, responded to student feedback).



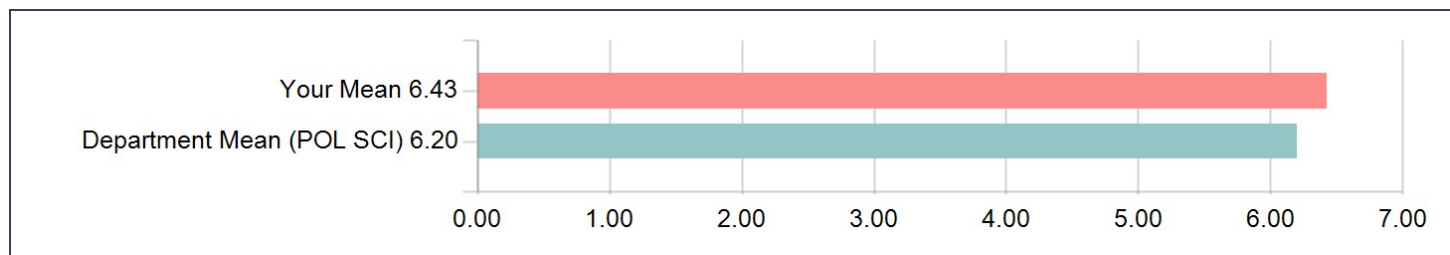
The instructor created an environment in which I could feel included (for example, encouraged multiple voices/perspectives, welcomed questions and critiques, responded to student feedback).

Options	Count	Percentage
1-Strongly disagree	0	0.00%
2-Disagree	0	0.00%
3-Disagree Somewhat	0	0.00%
4-Neutral (neither agree nor disagree)	1	14.29%
5-Agree Somewhat	0	0.00%
6-Agree	2	28.57%
7-Strongly agree	4	57.14%
Statistics		Value
Response Count		7
Mean		6.29
Median		7.00
Standard Deviation		1.11

DEPARTMENT PROVIDED INSTRUCTOR QUESTIONS:

Items in this section were selected by POL SCI for inclusion on this evaluation.

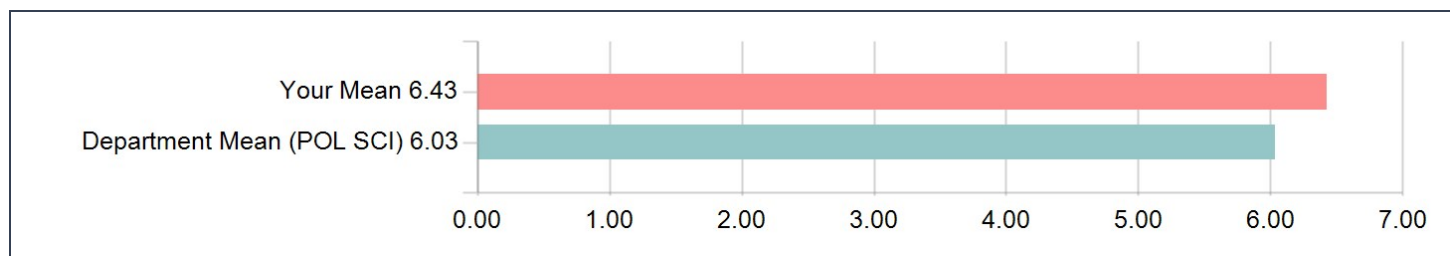
The instructor presented content in an organized manner.



The instructor presented content in an organized manner.

Options	Count	Percentage
1-Not at all	0	0.00%
2	0	0.00%
3	0	0.00%
4-Somewhat	0	0.00%
5	1	14.29%
6	2	28.57%
7-Very	4	57.14%
Statistics		Value
Response Count		7
Mean		6.43
Median		7.00
Standard Deviation		0.79

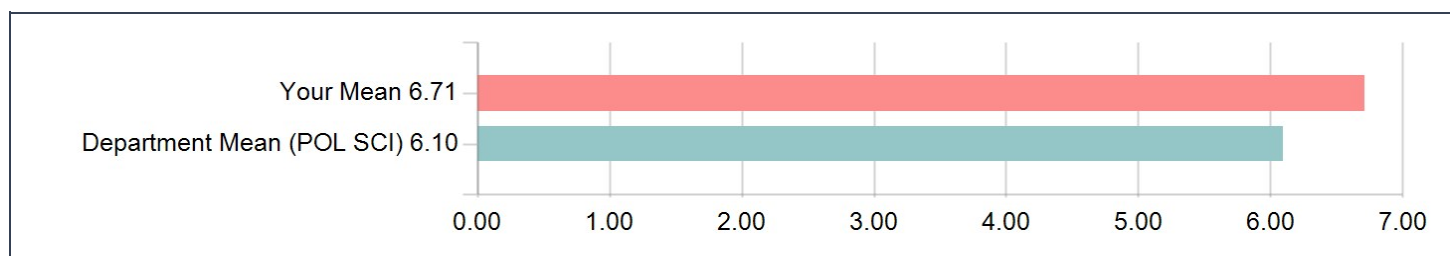
The instructor explained concepts clearly.



The instructor explained concepts clearly.

Options	Count	Percentage
1-Not at all	0	0.00%
2	0	0.00%
3	0	0.00%
4-Somewhat	0	0.00%
5	1	14.29%
6	2	28.57%
7-Very	4	57.14%
Statistics		Value
Response Count		7
Mean		6.43
Median		7.00
Standard Deviation		0.79

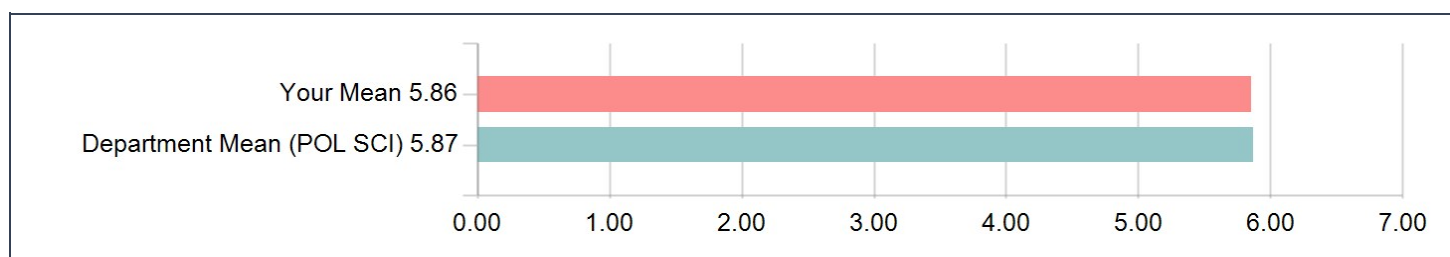
The instructor was helpful when I had difficulties or questions.



The instructor was helpful when I had difficulties or questions.

Options	Count	Percentage
1-Not at all	0	0.00%
2	0	0.00%
3	0	0.00%
4-Somewhat	0	0.00%
5	0	0.00%
6	2	28.57%
7-Very	5	71.43%
Statistics		Value
Response Count		7
Mean		6.71
Median		7.00
Standard Deviation		0.49

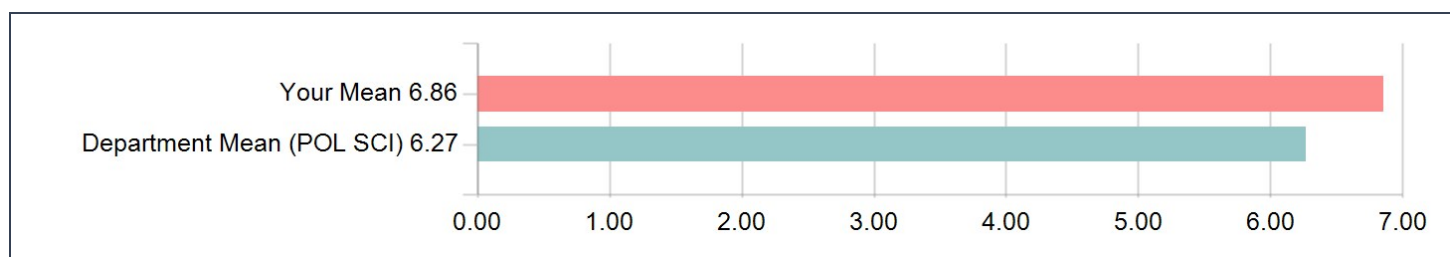
The instructor provided clear constructive feedback.



The instructor provided clear constructive feedback.

Options	Count	Percentage
1-Not at all	1	14.29%
2	0	0.00%
3	0	0.00%
4-Somewhat	0	0.00%
5	0	0.00%
6	2	28.57%
7-Very	4	57.14%
Statistics	Value	
Response Count	7	
Mean	5.86	
Median	7.00	
Standard Deviation	2.19	

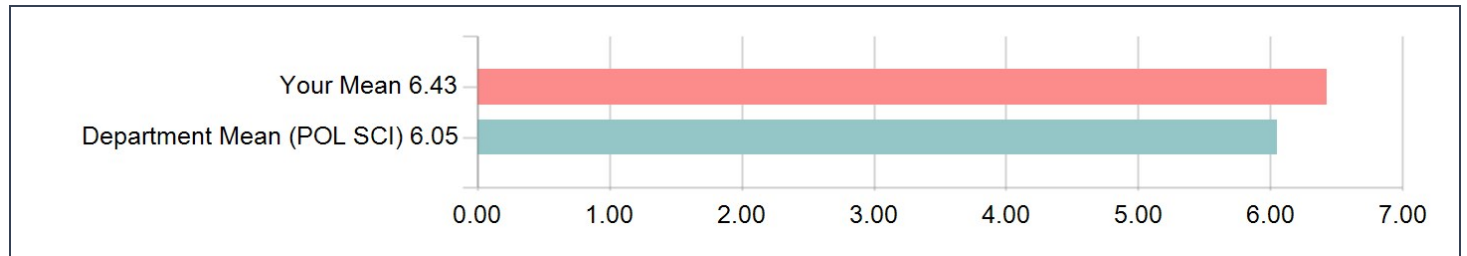
The instructor encouraged student questions and participation.



The instructor encouraged student questions and participation.

Options	Count	Percentage
1-Not at all	0	0.00%
2	0	0.00%
3	0	0.00%
4-Somewhat	0	0.00%
5	0	0.00%
6	1	14.29%
7-Very	6	85.71%
Statistics	Value	
Response Count	7	
Mean	6.86	
Median	7.00	
Standard Deviation	0.38	

Considering both the limitations and possibilities of the subject matter and the course, how would you rate the overall effectiveness of this graduate student instructor?

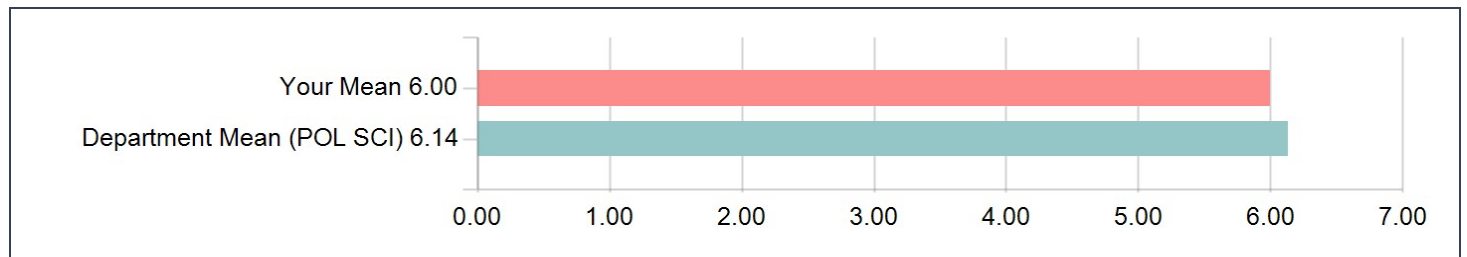


Considering both the limitations and possibilities of the subject matter and the course, how would you rate the overall effectiveness of this graduate student instructor?		
Options	Count	Percentage
1-Not at all Effective	0	0.00%
2	0	0.00%
3	0	0.00%
4-Moderately Effective	0	0.00%
5	1	14.29%
6	2	28.57%
7-Extremely Effective	4	57.14%
Statistics		Value
Response Count		7
Mean		6.43
Median		7.00
Standard Deviation		0.79

DEPARTMENT PROVIDED COURSE QUESTIONS:

Items in this section were selected by POL SCI for inclusion on this evaluation.

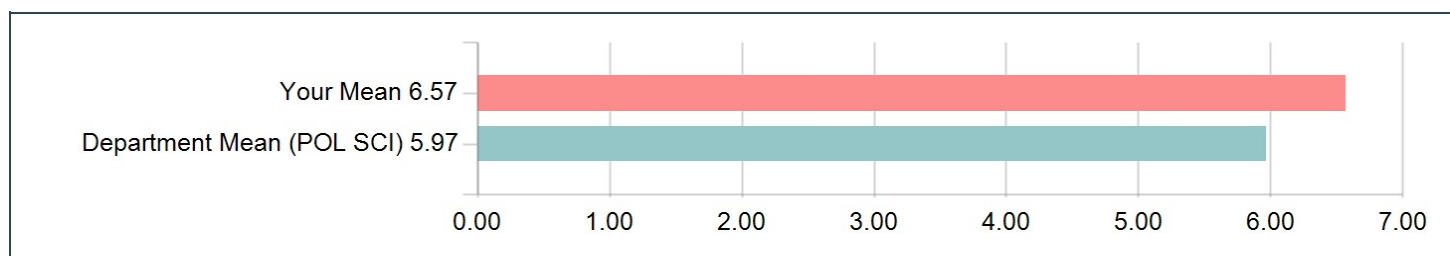
The course was effectively organized.



The course was effectively organized.

Options	Count	Percentage
1-Not at all	0	0.00%
2	0	0.00%
3	0	0.00%
4-Somewhat	1	14.29%
5	2	28.57%
6	0	0.00%
7-Very	4	57.14%
Statistics		Value
Response Count		7
Mean		6.00
Median		7.00
Standard Deviation		1.29

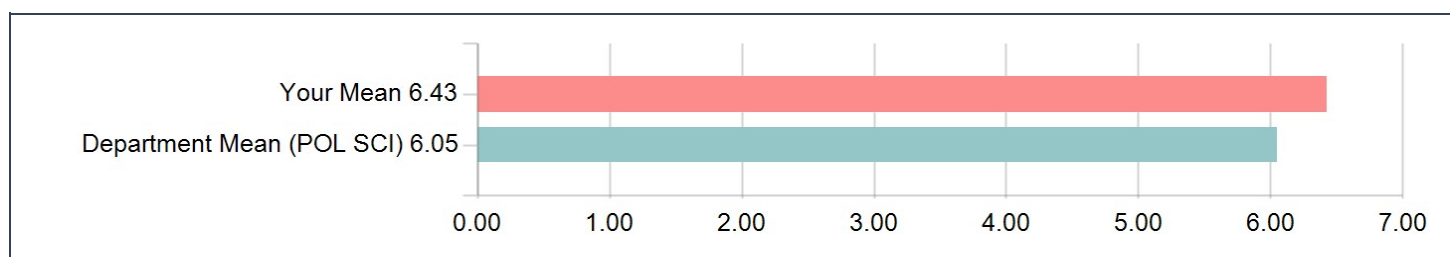
The course developed my abilities and skills for the subject.



The course developed my abilities and skills for the subject.

Options	Count	Percentage
1-Not at all	0	0.00%
2	0	0.00%
3	0	0.00%
4-Somewhat	0	0.00%
5	1	14.29%
6	1	14.29%
7-Very	5	71.43%
Statistics		Value
Response Count		7
Mean		6.57
Median		7.00
Standard Deviation		0.79

The course developed my ability to think critically about the subject.



The course developed my ability to think critically about the subject.

Options	Count	Percentage
1-Not at all	0	0.00%
2	0	0.00%
3	0	0.00%
4-Somewhat	0	0.00%
5	1	14.29%
6	2	28.57%
7-Very	4	57.14%
Statistics	Value	
Response Count	7	
Mean	6.43	
Median	7.00	
Standard Deviation	0.79	

Please identify what you consider to be the strengths of the course (or section).

Comments
First and foremost, Hailey has been the best GSI I have had so far in my three years of being at Cal. Class instructors are always happy to help whether it's by discussing class concepts, writing feedback, or just to chat about anything. Hailey helped clarify a lot of things and thanks to her, I was able to thrive in this class. This was my first political theory class, and without Hailey, it wouldn't have been possible to make it this far. Shoutout to Hailey for commitment on delivering a exceptional instruction and for being an inspiration.
I enjoyed this discussion and hope they start getting the compensation they deserve. Without this discussion, I would be lost.
During section is was super organized and well layed out. Could follow super clearly. Very perceptive on confused faces and brought the energy which made me really eager to come to class.
The GSI is very easy to understand and makes the content very easy to understand. Any question about confusing material from lecture is answered in a way comprehensive yet coherently. The GSI also made it a point to know everyone's name which was very much appreciated and helped foster engagement. Simulation activities where we discussed how certain political theorists would act/react were very useful for making the material more digestible.
critical thinking to further understand the readings

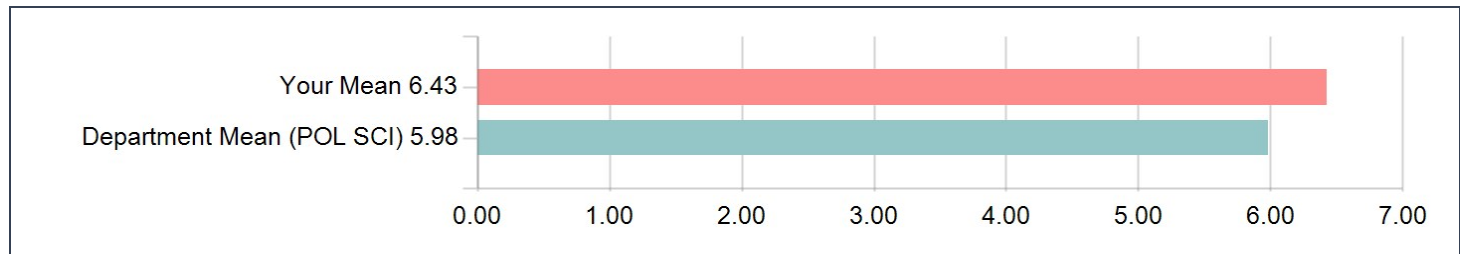
Please identify area(s) where you think the course could be improved.

Comments
I would maybe suggest considering switching class setting once in a while, if possible. Additionally, I would suggest having extra reading resources for students who are not able to have a copy of the material being covered in class. Maybe submitting weekly summaries or having an open forum to always stay on top of things.
I think providing a variety of activities is great because it can be hard for people to participate with a large group.
N/A
Group activities were kinda awkward
n/a

What advice would you give to another student who is considering taking this course?

Comments
Expect this class to be a little bit heavy on readings and time commitment. Keep in mind that resources are available, it is up to you to take advantage of those. In addition, do not be afraid to talk to professors and class instructors, they are always accessible and happy to help in any manner.
I would tell them to get to know their GSI and to attend office hours if they need it.
if all else fails, go to discussion.
talk to the GSI as much as possible

Considering both the limitations and possibilities of the subject matter and the course, how would you rate the overall effectiveness of this course?



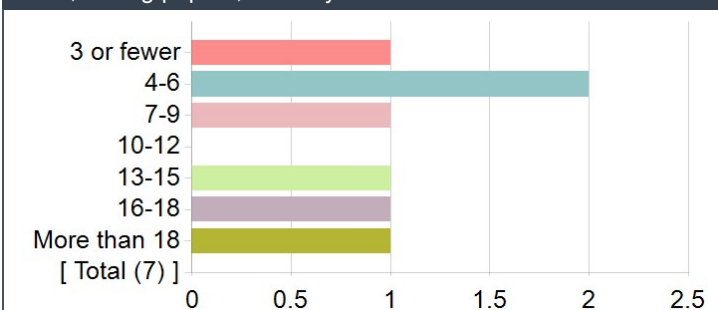
Considering both the limitations and possibilities of the subject matter and the course, how would you rate the overall effectiveness of this course?		
Options	Count	Percentage
1-Not at all Effective	0	0.00%
2	0	0.00%
3	0	0.00%
4-Moderately Effective	0	0.00%
5	1	14.29%
6	2	28.57%
7-Extremely Effective	4	57.14%
Statistics		Value
Response Count		7
Mean		6.43
Median		7.00
Standard Deviation		0.79

DEPARTMENT PROVIDED STUDENT INFORMATION QUESTIONS

Items in this section were selected by POL SCI for inclusion on this evaluation.

On average, how many hours per week have you spent on this course, including attending classes, doing readings, reviewing notes, writing papers, and any other course-related work?

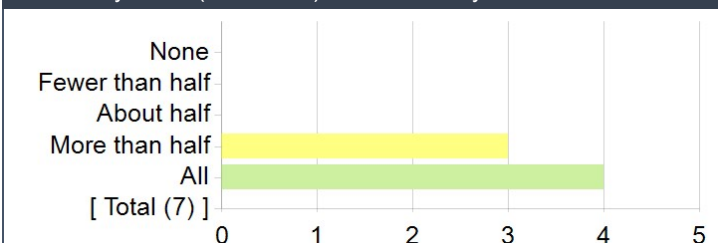
On average, how many hours per week have you spent on this course, including attending classes, doing readings, reviewing notes, writing papers, and any other course-related work?



Options	Count	Percentage
3 or fewer	1	14.29%
4-6	2	28.57%
7-9	1	14.29%
10-12	0	0.00%
13-15	1	14.29%
16-18	1	14.29%
More than 18	1	14.29%
Statistics		Value
Response Count	7	

How many class (or section) sessions did you attend?

How many class (or section) sessions did you attend?



Options	Count	Percentage
None	0	0.00%
Fewer than half	0	0.00%
About half	0	0.00%
More than half	3	42.86%
All	4	57.14%
Statistics		Value
Response Count	7	

How satisfied were you with your effort in this course (or section)?

